


STANDARD FRONT MOUNT TORSION SPRING SYSTEM RSC200




SET OF COMPONENTS FOR DOOR WIDTH L=2500

ARTICLE: RSC200-B-W2500

Set of components for door of width 2500mm:
- hollow shaft with key way 2mm - 2800mm
- top seal L= 2510mm
- bottom profile L= 2525mm
- bottom seal L= 2540mm

Factory price: 41.00 € excl. VAT / piece
Weight: 7.650 kg **Shipping class:** Dłużyca



SET OF COMPONENTS FOR DOOR WIDTH L=3000

ARTICLE: RSC200-B-W3000

Set of components for door of width 3000mm:
- hollow shaft with key way 2mm - 3200mm
- top seal L= 3100mm
- bottom profile 60x90mm L= 3045mm
- bottom seal L= 3040mm

Factory price: 51.00 € excl. VAT / piece
Weight: 7.960 kg **Shipping class:** Dłużyca




SET OF COMPONENTS FOR DOOR WIDTH L=4000

ARTICLE: RSC200-B-W4000

Set of components for door of width 4000mm:
- hollow shaft with key way 3mm - 4680mm
- top seal L= 4010mm
- bottom profile L= 4040mm
- bottom seal L= 4040
- back beam L=4500mm

Factory price: 85.00 € excl. VAT / piece
Weight: 17.720 kg **Shipping class:** Dłużyca




SET OF COMPONENTS FOR DOOR WIDTH L=5000

ARTICLE: RSC200-B-W5000

Set of components for door of width 5000mm:
- hollow shaft with key way 3mm - 5850mm
- top seal L= 2510mm
- bottom profile L= 6090mm
- bottom seal L= 5040mm
- back beam L=5000mm

Factory price: 1.06 € excl. VAT / piece
Weight: 23.720 kg **Shipping class:** Dłużyca



SET OF COMPONETS FOR DOOR WIDTH L=5500


ARTICLE: RSC200-B-W5500

Set of components for door of width 5500mm:

- hollow shaft with key way 3mm - 5850mm
- top seal L= 2510mm
- bottom profile L= 6090mm
- bottom seal L= 5540mm
- back beam L=5858mm

Factory price: 93.00 € excl. VAT / piece

Weight: 24.310 kg **Shipping class:** Dłużyca



SET OF INSTALLATION COMPONETS FOR DOOR WITH FRONT MOUNT TORSION SPRINGS, STANDARD LINTEL 200MM AND MAXIMUM HEIGHT 2400MM


ARTICLE: RSC200-C-DO2400

Set of components for door of the height maximum 2400mm:

- shaft front mount bearing plate
- centre shaft support with bearing
- spring break protection device left/right
- cable drums
- drum spacers
- steel cables L=3000mm
- track suspension profiles
- botom and top roller bracket
- fasteners
- key for shaft
- roller spacers

Factory price: 93.00 € excl. VAT / piece

Weight: 8.672 kg **Shipping class:** Standard



SET OF INSTALLATION COMPONETS FOR DOOR WITH FRONT MOUNT TORSION SPRINGS, STANDARD LINTEL 200MM AND HEIGHT ABOVE 2400MM OR WIDTH ABOVE 3000MM

ARTICLE: RSC200-C-POW2400

Set of components for door of the height above 2400mm and/or width above 3000mm:

- shaft front mount bearing plate
- centre shaft support with bearing
- spring break protection device left/right
- cable drums
- drum spacers
- steel cables L=4000mm
- track suspension profiles
- botom and top roller bracket
- fasteners
- key for shaft
- roller spacers

Factory price: 1.07 € excl. VAT / piece

Weight: 10.330 kg **Shipping class:** Standard